

ZAXIS225us



HYDRAULIC EXCAVATOR

Model Code : ZX225US-5B / ZX225USLC-5B

Engine Rated Power : 122 kW

Operating Weight : ZX225US-5B : 23 700 - 24 500 kg

ZX225USLC-5B : 24 200 - 26 300 kg

Backhoe Bucket ISO Heaped : 0.80-1.10 m³



WALK AROUND

CONTENTS

4-5 Performance

Enhanced power, torque and speed ensure the optimum performance of every Hitachi machine.

6-7 Productivity

The new ZAXIS have a high impact on efficiency but a low impact on the environment.

8-9 Comfort

The cab of the new ZAXIS provides a safer and comfortable work space.

10-11 Durability

Hitachi is renowned for manufacturing high-quality machines that can meet the demands of the toughest job sites.

12-13 Maintenance

Easily accessible features for cleaning and routine maintenance maximise the availability of the ZAXIS 225US.

14-15 Hitachi Support Chain

A wide range of after-sales services and support options is available to all our customers.

16-22 Specifications

Lower fuel costs

The TRIAS hydraulic system reaches higher yields with better fuel consumption than the previous ZAXIS model.

Added durability

The strengthened brackets on the boom end and foot are equipped with bushings to withstand rugged environments.

Faster movement

The arm recirculation cancel and hydraulic boosting systems increase the arm speed during operation.

Enhanced versatility

Two additional spools in the control valve allow for the easy installation of attachments.



ZAXIS Empower your Vision.

The design of the new Hitachi ZAXIS 225US medium excavator is inspired by one aim – empower your vision. It delivers on five key levels: performance, productivity, comfort, durability and reliability. We recognise that fleet owners require high-quality, efficient machines that can work effectively, even in challenging conditions. We also realise that operators need a safer, user-friendly work space, and a machine that can respond to their skills with speed and precision. And to achieve a satisfying result, on time, on budget and to a high standard, we have aimed to maximise availability of the new ZAXIS 225US with easy maintenance features and the Hitachi Support Chain after-sales programme.

Expanded leg room

The seat and console can slide further back on the new ZAXIS, providing a more comfortable working environment for the operator. The right side console has been ergonomically re-designed.

Ultimate comfort

The heated air suspension seat is ideal in cold climates and absorbs vibration during operation minimising operator fatigue.



Short-tail swing radius

This allows the new ZAXIS to work in confined spaces, particularly in urban areas, for road construction, forestry and demolition - anywhere with limited work space.

Easily accessible information

The large multi-function LCD monitor screen is easy to view in bright sunlight or darkness and provides technical data.

Quick and easy service access

The air conditioning condenser can be easily opened for cleaning the condenser and radiator. Inspection parts are conveniently located.



NOTE : The photo in this brochure show excavators with optional equipment.



PERFORMANCE

The fast and fuel-efficient new ZAXIS 225US is designed to achieve high levels of performance on a wide variety of job sites. The short-tail swing radius extends its suitability for earth-moving and construction work to confined spaces, particularly in urban areas, or for road construction, forestry and demolition. It manoeuvres smoothly and precisely, and will deliver increased productivity and reduced running costs - like all new ZAXIS models.



Enhanced power and speed set a new standard on the job site



Lower fuel costs

Winning tenders and meeting production targets are highly competitive processes for you to develop your business. The choice of construction machinery is of paramount importance and your success relies on the productivity and efficiency of your equipment. This is where our new TRIAS hydraulic system comes into its own.

The latest advanced hydraulic and electronic technologies are central to our goal of delivering a significant saving on fuel costs with the new low-emission engine. We are delighted that TRIAS hydraulics allow you to achieve 17% less fuel consumption in PWR mode – than the previous ZAXIS P-mode – while maintaining a high level of productivity at the same time*.

Furthermore, a reduction of 25% in fuel consumption is also possible in ECO mode*. This still delivers a relatively high level of productivity using the same amount of fuel.

A wider range of applications

More compact than conventional models, the ZAXIS 225US is suitable for working on a wide variety of job sites, especially where space is limited, namely on urban and road construction projects, and in forestry and demolition. It delivers increased operating efficiency in confined areas thanks to minimal protrusions at both the front and rear of the machine. A truck can be positioned closer to the tracks, for example, which boosts loading efficiency.

** Based upon typical work pattern collected via Global e-Service*

Higher level of performance

A smooth, fast and precise machine is every operator's dream – and that's exactly what the ZAXIS 225US offers. Our latest innovations have been developed specifically for the new generation of Hitachi medium excavators.

The hydraulic boosting system and other hydraulic systems enable the arm roll-in speed to increase when the load is relatively low. Our tried-and-tested power-boost feature has also increased by 10%* to deliver an enhanced level of excavating performance.

The versatility of the ZAXIS 225US may be evidenced by the attachment support system, with 11 modes that can be registered on the monitor for the easy fitment of different attachments. These two auxiliary spools are useful for attachments that require multiple, large volumes of oil flow.

Key features

- 17% reduction in fuel consumption (PWR mode vs ZX-3 P-mode)*
- 25% reduction in fuel consumption (ECO mode vs ZX-3 P-mode)*
- New TRIAS hydraulic system higher productivity and less fuel consumption

- Attachment support system
- Power-boost
- Two additional spools
- Short-tail swing radius



PRODUCTIVITY

The new ZAXIS 225US delivers the same high levels of productivity that you expect from all types of Hitachi construction equipment. It has been designed to maximise productivity on any job site, and therefore contribute to the profitability of your business. It will also contribute to a cleaner, quieter job site, thanks to the sustainable features that have been created to reduce its impact on the environment.



Striking a balance between powerful and sustainable efficiency



Sustainable efficiency

We are dedicated to the sustainable development of the Hitachi product range, particularly for use on urban job sites. Therefore, the new ZAXIS 225US is a sign of our commitment to minimizing the impact of construction machinery on the environment in compliance with EU emission control Stage IIIB.

The ZAXIS 225US has been fitted with a muffler filter to capture air pollutants, which is automatically burnt thanks to an oxidation catalyst and exhaust temperature control. The variable geometry turbocharger and high volume-cooled EGR (Exhaust Gas Recirculation) also help to reduce nitrous oxide levels.

As well as reducing emissions, the ZAXIS 225US's Auto Shut-down helps to prevent fuel wastage and lowers the level of noise in the cab.

In addition, all resin parts on the new ZAXIS medium excavator range are suitable for recycling and clearly marked for ease of use in this process.

Powerful efficiency

We are also focusing on finding the right balance between people, planet and profit. So, we have assessed the total cost of ownership for the new ZAXIS 225US to ensure that your new machine contributes to the profitability of your business.

The powerful new-generation Stage IIIB-compliant engine in the ZAXIS 225US delivers higher productivity, with greater fuel efficiency and is fitted with state-of-the-art controls throughout all of the components. The TRIAS hydraulic system has also been developed to reach higher yields with better fuel consumption than the previous ZAXIS model.

Hitachi medium excavators are renowned for their powerful and reliable performance, especially when there are daily targets and ultimate deadlines to meet on busy job sites. The latest range of ZAXIS models have been designed for increased productivity without burdening the environment through sustainable operations.

Key features

- Powerful and sustainable
- Stage IIIB-compliant engine
- Muffler filter that captures particulate matter
- Variable geometry turbocharger
- High volume-cooled EGR system
- TRIAS hydraulic system – fuel efficiency and higher productivity
- Environmentally friendly design
- Auto Shut-down – fuel saving for carbon dioxide reduction



COMFORT

The cab of the new ZAXIS 225US excavator provides a comfortable environment, designed to make your working day more relaxed and enjoyable. Designed by Hitachi engineers, using invaluable feedback from owners and operators around the world, it incorporates a range of user-friendly features, offers all-round visibility and provides more space than its predecessor. The end result is a cab that will help long shifts just fly by.



Inside and out, the new ZAXIS medium excavators lead the way



From the comfort of the cab

After a long shift on a road construction site or in the quarry, you need to feel ready to enjoy the rest of your day. Hitachi has taken the lead in operator comfort with the new ZAXIS 225US, so that you can do just that.

The adjustable air-suspension seat features a new sliding mechanism with the capacity to be moved back further than ever before. The space underneath the monitor has also been expanded to allow for more leg room.

All-round visibility

Busy construction sites demand your full attention to avoid unnecessary damage or health and safety issues. The enhanced visibility – especially down the right-hand side of the new ZAXIS – will also save you time (and money), thanks to the latest innovations from Hitachi.

The repositioning of the monitor and door enhances your view, as well as making access to and from the cab much easier. The latest rear-view camera offers a closer view of the counterweight to reduce the blind spot.

User-friendly functionality

Hitachi has invested heavily in the advanced technology inherent within the new ZAXIS. The power remains firmly at your fingertips thanks to the functionality of the colour monitor and ergonomic controls.

The new multi-function LCD monitor has a large seven-inch screen that is easy to view. It provides a wide range of useful technical information, including a clear indication of the machine's status and settings with multi-lingual support in up to 32 languages. The monitor and ergonomically designed switches have been grouped together within easy reach of your right hand. The proportional switch in the new, optional, auxiliary function lever allows easy control of the front attachment.

Enjoy your work

Time flies when you're having fun, but we also realise that a happy operator is also a more productive one. That's why we have renewed our focus on providing a relaxed and enjoyable working environment within the cab.

The controls for the AM/FM stereo radio are now adjustable from the colour monitor. An auxiliary terminal has also been added to the sound system, so that you can work efficiently and smoothly to your favourite music via devices such as MP3 players and the inclusion of storage for an MP3 player.

Key features

- High-spec ROPS cab
- Enhanced visibility
- New colour LCD monitor
- Easily accessible real-time information
- Expansive leg room
- Ergonomically designed control panel
- Auxiliary terminal and storage for an MP3 player



DURABILITY

Hitachi is renowned for manufacturing high-quality construction machinery that operates in the most challenging environments and the toughest working conditions. It has gained this reputation and developed its industry-leading expertise over more than four decades. The new ZAXIS medium excavators will continue this legacy, with advanced technology and enhanced durability, making them the ultimate machines for customers all around the world.



Build to conquer tough working environments



Durable parts

The new ZAXIS 225US has been designed to operate in the most challenging of working conditions. Tough job sites require reliable machines, which deliver increased levels of availability and productivity. The bottom line is that you will enjoy a lower cost of ownership thanks to the durability of our medium excavators.

The strengthened boom end and foot on each new ZAXIS 225US are good examples. The brackets on the boom end and foot have been equipped with bushings to enhance their durable characteristics and withstand the rigours of long hours in rugged environments.

A filter-type high-performance water separator is provided standard. It captures moisture in fuel, even from fuel which contains a large amount of moisture.

Reinforced undercarriage

The front idler and adjuster cylinder have been reinforced on the ZAXIS 225US for added durability. In addition, mud no longer sticks to the adjuster cylinder.

Reliability has been further addressed with increase in the welded section parts that comprise the X-beam. The travel motor brackets' upper and lower plates have been extended, which has delivered a 40% reduction in stress.

ROPS-compliant cab

The pressurised and ROPS-compliant CRES V (Center pillar reinforced structure) cab prevents the penetration of dust and protects you from the potential risks of the job site. The Roll-over Protective Structure (ROPS) is designed to protect the operator in the unlikely event of the machine tipping or rolling over.

Key features

- Proven Hitachi quality
- More than 40 years of expertise
- Strengthened front attachment
- Reinforced undercarriage



MAINTENANCE

Hitachi has designed its new range of ZAXIS medium excavators with easy access for routine maintenance and servicing. This means that regular checks can be carried out quickly and simply, allowing you more time to work on the job at hand and keeping costly downtime to a minimum. Ultimately, we want our machines to deliver a high level of availability and to give you even more confidence in your investment.



Keep working for longer thanks to user-friendly accessible features



Easy access

We have made life easier for you by introducing a range of convenient features integrated within the new ZAXIS range of medium excavators. Our engineers have assessed your requirements and integrated a number of time-saving factors for routine maintenance.

Using the technology within the multi-function LCD monitor you can check engine oil volumes and see the warning light that appears when the hydraulic oil and fuel filters are due for replacement. In addition, you can set the routine service schedule to help prevent breakdowns each time the ignition switch is turned on. Severe blockages can also be cleared by blowing air through the convenient one-touch openable upper cover above the radiator.

From ground level, you can replace the fuel filters, engine oil filter and air cleaner, and other work is aided by non-slip steps for easy access to the upper structure of the machine.

Easy cleaning

We believe that easy routine maintenance enhances the levels of productivity and availability for your machine. That's why we have designed the ZAXIS 225US with a series of convenient and quick solutions, so that you can enjoy long, trouble-free days on the job site.

The interior anti-dust filter is a good example of these initiatives. It has been placed on the outside of the air conditioning condenser and fuel cooler, and away from the fan so that dust and particles can be caught evenly without them collecting in one place.

The cooling package has been placed in parallel and the slanted side frame also aids the cleaning process.

Key features

- Global e-Service monitors muffler filter
- Daily checks from ground level
- Oil volumes checked from the operator's seat
- Quick and easy service access



SUPPORT CHAIN

As soon as you become a Hitachi customer, you can rely on first-class after-sales service from your authorised dealer. Hitachi provides extensive support to each of the dealers within the Australian network, so that they can ensure your ZAXIS 225US continues to meet your requirements and exceed expectations. To further protect your investment in Hitachi construction machinery, we have introduced the Hitachi Support Chain after-sales programme. This gives you the flexibility to create a tailor-made service plan from the following key-areas, "links" in the chain of service available from Hitachi via your local dealer.



A flexible after-sales programme created to protect your investment

Global e-Service

The new ZAXIS excavator is equipped with a GPRS communication system*. This sends a wide range of machine data to the Hitachi main server. Via the Global e-Service database, you will have remote access to all of this data. All you need is an internet connection and your Global e-Service log-in details.

Global e-Service enables you and your dealer to download and share this data, helping you to remotely manage your fleet. The online facility also helps your dealer to proactively advise you on preventive maintenance and related special offers.

The latest information on the ZAXIS excavator is available 24/7 and includes operational data, such as the number of working hours, fuel consumption figures, working modes and location. This helps you to reduce running costs, plan jobs efficiently and keep up to date with machine maintenance – to ensure optimum performance and minimal downtime.

Technical support

The professional and highly trained Hitachi service team combines the global expertise and knowledge of Hitachi Construction Machinery with your local language and culture. We take a proactive approach towards customer service by continuously training our dealer personnel, so that the available global knowledge is passed on to each individual technician in our dealer network.

Extended warranty and service contracts

Every new Hitachi model is covered by a full manufacturer's warranty. However, your ZAXIS excavator may require extra protection due to severe working conditions or to reduce equipment repair costs. To meet these demands, our dealers offer the option of a unique extended warranty programme (HELP – Hitachi Extended Life Program) and comprehensive service contracts – the most effective way to optimise the performance of your new ZAXIS excavator.

Parts and remanufactured components

Hitachi offers different lines of parts and components to suit your specific needs. In addition to our range of genuine parts, there are other options available:

- If your machines have been working for several years, Hitachi can offer a second line of genuine parts as an attractively priced solution.
- For that highly demanding application or climate, Hitachi provides a line of parts with extra performance.
- When you are looking for an economical solution for preventive replacements, remanufactured components are the best option.

Whatever choice you make, you can be assured of the renowned Hitachi quality and warranty to give you added peace of mind.

Your Hitachi dealer can supply you with more details on each of the above parts lines.



* The GPRS communication system is standard equipment for new ZAXIS excavators, however, the availability of the communication system depends on licensing regulations in your country. Please contact your Hitachi dealer for more information or to apply for a Global e-Service account.

Key features

- Check each of your machines from your office – 24/7
- Have a remote insight into fuel consumption
- Check the current and previous locations and movements of your machine(s)

- See maintenance status and items due for renewal on each of your machines
- Receive e-mail notifications for any machine alerts, unexpected movements and so on

SPECIFICATIONS

ENGINE

| | |
|---------------------------|---|
| Model | Isuzu AM-4HK1X |
| Type | 4-cycle water-cooled, common rail direct injection |
| Aspiration | Variable geometry turbocharged, intercooled, cooled EGR |
| After treatment | Muffler filter |
| No. of cylinders | 4 |
| Rated power | |
| ISO 14396 | 128 kW at 2 000 min ⁻¹ |
| ISO 9249, net | 122 kW at 2 000 min ⁻¹ |
| EEC 80/1269, net | 122 kW at 2 000 min ⁻¹ |
| SAE J1349, net | 122 kW at 2 000 min ⁻¹ |
| Maximum torque | 652 Nm at 1 500 min ⁻¹ |
| Piston displacement | 5.190 L |
| Bore and stroke | 115 mm x 125 mm |
| Batteries | 2 x 12 V / 126 Ah |

HYDRAULIC SYSTEM

Hydraulic Pumps

| | |
|------------------------|--|
| Main pumps | 3 variable displacement axial piston pumps |
| Maximum oil flow | 2 x 212 L/min |
| | 1 x 189 L/min |
| Pilot pump | 1 gear pump |
| Maximum oil flow | 33.6 L/min |

Hydraulic Motors

| | |
|--------------|---|
| Travel | 2 variable displacement axial piston motors |
| Swing | 1 axial piston motor |

Relief Valve Settings

| | |
|-------------------------|----------|
| Implement circuit | 34.3 MPa |
| Swing circuit | 32.4 MPa |
| Travel circuit | 35.5 MPa |
| Pilot circuit | 3.90 MPa |
| Power boost | 38.0 MPa |

Hydraulic Cylinders

| | Quantity | Bore | Rod diameter |
|--------|----------|--------|--------------|
| Boom | 2 | 120 mm | 85 mm |
| Arm | 1 | 135 mm | 95 mm |
| Bucket | 1 | 115 mm | 80 mm |

UPPERSTRUCTURE

Revolving Frame

D-section frame for resistance to deformation.

Swing Device

Axial piston motor with planetary reduction gear is bathed in oil. Swing circle is single-row. Swing parking brake is spring-set/hydraulic-released disc type.

| | |
|--------------------|------------------------|
| Swing speed | 11.8 min ⁻¹ |
| Swing torque | 68 kNm |

Operator's Cab

Independent spacious cab, 1 005 mm wide by 1 675 mm high, conforming to ISO* Standards.

* International Organization for Standardization

UNDERCARRIAGE

Tracks

Heat-treated connecting pins with dirt seals. Hydraulic (grease) track adjusters with shock-absorbing recoil springs.

Numbers of Rollers and Shoes on Each Side

| | |
|---------------------|--------------------|
| Upper rollers | 2 |
| Lower rollers | 7 : ZAXIS 225US |
| | 8 : ZAXIS 225USLC |
| Track shoes | 46 : ZAXIS 225US |
| | 49 : ZAXIS 225USLC |
| Track guard | 1 |

Travel Device

Each track driven by 2-speed axial piston motor. Parking brake is spring-set/hydraulic-released disc type. Automatic transmission system: High-Low.

| | |
|---------------------|----------------------|
| Travel speeds | High : 0 to 5.5 km/h |
| | Low : 0 to 3.4 km/h |

Maximum traction force ... 203 kN

| | |
|--------------------|-------------------------------|
| Gradeability | 70% (35 degree) continuous |
| | : ZAXIS 225US / ZAXIS 225USLC |
| | 58% (30 degree) continuous |
| | : ZAXIS 225USLC with blade |

SOUND LEVEL

Sound level in cab according to ISO 6396 LpA 71 dB(A)

External sound level according to ISO 6395 and

EU Directive 2000/14/EC LwA 101 dB(A)

SERVICE REFILL CAPACITIES

| | |
|---------------------------------|--------|
| Fuel tank | 380 L |
| Engine coolant | 25.0 L |
| Engine oil | 23.0 L |
| Swing device | 6.20 L |
| Travel device (each side) | 6.80 L |
| Hydraulic system | 240 L |
| Hydraulic oil tank | 130 L |

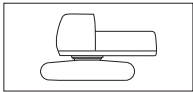
WEIGHTS AND GROUND PRESSURE

Operating Weight and Ground Pressure

| Shoe type | Shoe width | Arm length | ZAXIS 225US | | ZAXIS 225USLC | | ZAXIS 225USLC with blade (optional) | |
|----------------|------------|------------|-------------|-----|---------------|-----|-------------------------------------|-----|
| | | | kg | kPa | kg | kPa | kg | kPa |
| Triple grouser | 600 mm | 2.42 m | 23 700 | 53 | 24 200 | 50 | 26 200 | 54 |
| | | 2.91 m | 23 800 | 53 | 24 300 | 50 | 26 300 | 55 |
| | 700 mm | 2.42 m | 24 100 | 46 | 24 600 | 44 | – | – |
| | | 2.91 m | 24 200 | 46 | 24 700 | 44 | – | – |
| | 800 mm | 2.42 m | 24 400 | 41 | 24 900 | 38 | – | – |
| | | 2.91 m | 24 500 | 41 | 25 000 | 39 | – | – |
| | 900 mm | 2.42 m | – | – | 25 400 | 35 | – | – |
| | | 2.91 m | – | – | 25 500 | 35 | – | – |

Including 0.80 m³ (ISO heaped), bucket weight (660 kg) and counterweight (7 000 kg).

Basic Machine Weight and Overall Width



Excluding front end attachment, fuel, hydraulic oil and coolant etc. Including counterweight.

| Shoe width | ZAXIS 225US | | ZAXIS 225USLC | | ZAXIS 225USLC with blade (Optional) | |
|------------|-------------|---------------|---------------|---------------|-------------------------------------|---------------|
| | Weight | Overall width | Weight | Overall width | Weight | Overall width |
| 600 mm | 19 400 kg | 2 910 mm | 19 900 kg | 2 990 mm | 21 900 kg | 2 990 mm |
| 700 mm | 19 800 kg | 2 910 mm | 20 300 kg | 3 090 mm | – | – |
| 800 mm | 20 100 kg | 3 000 mm | 20 600 kg | 3 190 mm | – | – |
| 900 mm | – | – | 21 100 kg | 3 290 mm | – | – |

Components Weight

| | Weight |
|---|----------|
| Counterweight | 7 000 kg |
| Boom 5.68 m (with arm cylinder and boom cylinder) | 2 180 kg |
| Arm 2.42 m (with bucket cylinder) | 840 kg |
| Arm 2.91 m (with bucket cylinder) | 920 kg |
| Bucket 0.80 m ³ | 660 kg |

BUCKET AND ARM DIGGING FORCE

| Arm length | ZAXIS 225US / ZAXIS 225USLC | |
|---------------------------|-----------------------------|--------|
| | 2.42 m | 2.91 m |
| Bucket digging force* ISO | 158 kN | |
| Bucket digging force* SAE | 141 kN | |
| Arm crowd force* ISO | 140 kN | 114 kN |
| Arm crowd force* SAE | 133 kN | 110 kN |

* At power boost

BACKHOE ATTACHMENTS

Boom and arms are of welded, box-section design. 5.68 m boom, and 2.42 m and 2.91 m arms are available. Bucket is of welded steel structure. Side clearance adjust mechanism provided on the bucket joint bracket.

Buckets

| Capacity | Width | | No. Of teeth | Weight | Recommendation | | | |
|---------------------|----------------------|-------------------|--------------|--------|----------------|------------|---------------|------------|
| | | | | | ZAXIS 225US | | ZAXIS 225USLC | |
| | Without side cutters | With side cutters | | | Arm 2.42 m | Arm 2.91 m | Arm 2.42 m | Arm 2.91 m |
| 0.80 m ³ | 1 030 mm | 1 140 mm | 5 | 660 kg | ☉ | ☉ | ☉ | ☉ |
| 0.91 m ³ | 1 150 mm | 1 260 mm | 5 | 700 kg | ☉ | ○ | ☉ | ☉ |
| 1.10 m ³ | 1 330 mm | 1 440 mm | 6 | 770 kg | □ | – | ○ | □ |

☉ Suitable for materials with density of 2 000 kg/m³ or less

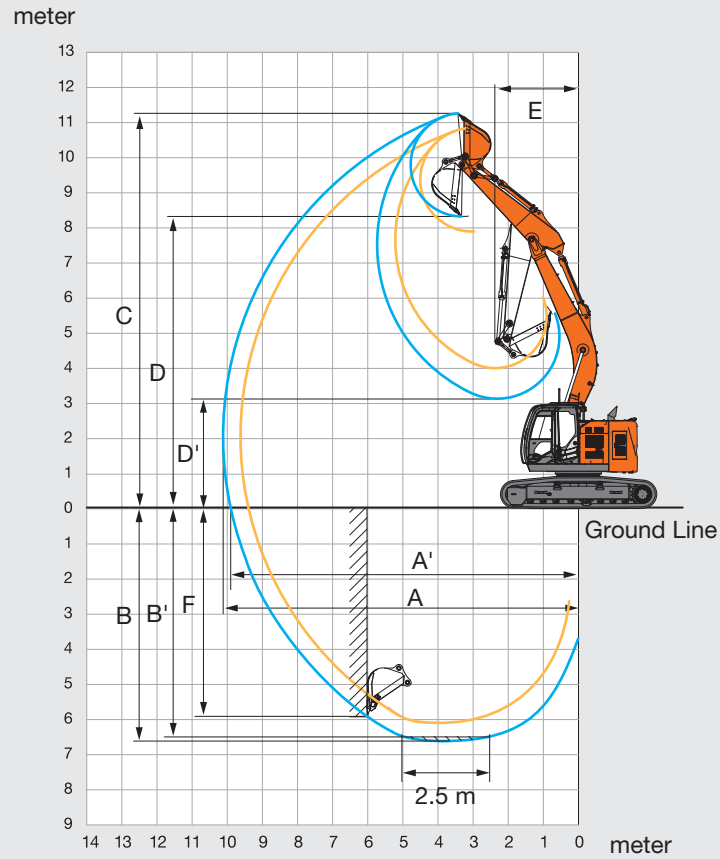
○ Suitable for materials with density of 1 600 kg/m³ or less

□ Suitable for materials with density of 1 100 kg/m³ or less

– Not applicable

SPECIFICATIONS

WORKING RANGES



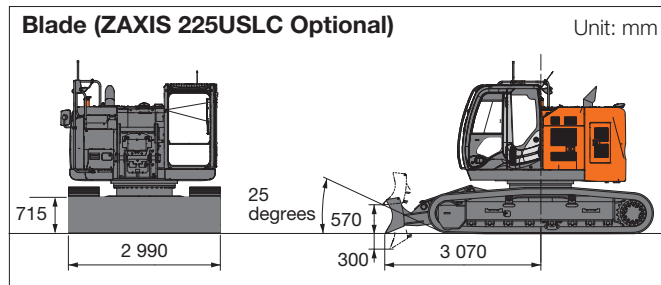
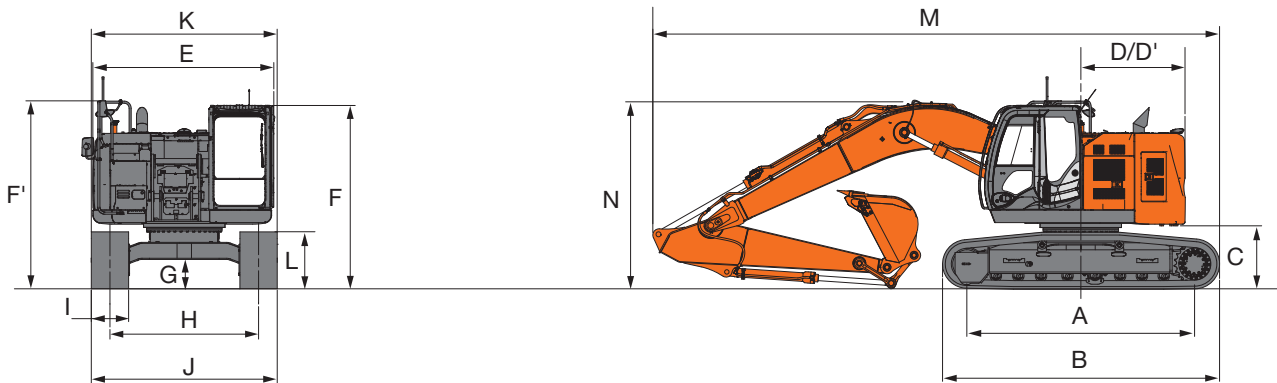
The illustration is shown ZAXIS 225USLC

Unit: mm

| Arm length | ZAXIS 225US / ZAXIS 225USLC | |
|-------------------------------------|-----------------------------|--------|
| | 2.42 m | 2.91 m |
| A Max. digging reach | 9 620 | 10 110 |
| A' Max. digging reach (on ground) | 9 400 | 9 900 |
| B Max. digging depth | 6 120 | 6 620 |
| B' Max. digging depth (2.5 m level) | 5 870 | 6 410 |
| C Max. cutting height | 10 790 | 11 230 |
| D Max. dumping height | 7 870 | 8 290 |
| D' Min. dumping height | 3 980 | 3 330 |
| E Min. swing radius | 2 720 | 2 380 |
| F Max. vertical wall digging depth | 5 190 | 5 810 |

Excluding track shoe lug

DIMENSIONS



The illustration is shown ZAXIS 225USLC

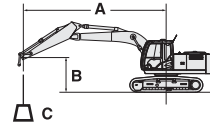
Unit: mm

| | ZAXIS 225US | ZAXIS 225USLC | ZAXIS 225USLC with blade (optional) |
|--|-------------|---------------|--|
| A Distance between tumblers | 3 370 | 3 660 | |
| B Undercarriage length | 4 170 | 4 460 | |
| * C Counterweight clearance | 990 | 990 | |
| D Rear-end swing radius | 1 680 | 1 680 | |
| D' Rear-end length | 1 680 | 1 680 | |
| E Overall width of upperstructure | 2 910 | 2 910 | |
| F Overall height of cab | 2 950 | 2 950 | |
| F' Over height of upperstructure | 3 020 | 3 020 | |
| * G Min. ground clearance | 450 | 450 | |
| H Track gauge | 2 200 | 2 390 | |
| I Track shoe width | G 600 | G 600 | |
| J Undercarriage width | 2 800 | 2 990 | |
| K Overall width | 2 910 | 2 990 | |
| * L Track height with triple grouser shoes | 920 | 920 | |
| M Overall length | | | |
| With Arm 2.42 m | 9 120 | 9 270 | 10 120 |
| With Arm 2.91 m | 8 970 | 9 110 | 9 960 |
| N Overall height of boom | | | |
| With Arm 2.42 m | 3 230 | 3 230 | |
| With Arm 2.91 m | 3 020 | 3 020 | |

* Excluding track shoe lug G: Triple grouser shoe

LIFTING CAPACITIES

- Notes:
1. Ratings are based on ISO 10567.
 2. Lifting capacity does not exceed 75% of tipping load with the machine on firm, level ground or 87% full hydraulic capacity.
 3. The load point is the center-line of the bucket pivot mounting pin on the arm.
 4. *Indicates load limited by hydraulic capacity.
 5. 0 m = Ground.



A: Load radius
B: Load point height
C: Lifting capacity

For lifting capacities, subtract bucket and quick hitch weight from lifting capacities without bucket.

ZAXIS 225US

Rating over-front Rating over-side or 360 degrees Unit : kg

| Conditions | Load point height m | Load radius m | | | | | | | | | | At max. reach | | |
|---------------|---------------------|---------------|---------|---------|---------|--------|--------|--------|-------|--------|-------|---------------|--------|------|
| | | 1.5 | | 3.0 | | 4.5 | | 6.0 | | 7.5 | | meter | | |
| | | | | | | | | | | | | | | |
| Boom 5.68 m | 7.5 | | | | | *5 970 | *5 970 | | | | | *6 020 | 4 690 | 5.89 |
| Arm 2.42 m | 6.0 | | | | | *6 470 | *6 470 | *5 930 | 4 540 | | | 5 460 | 3 470 | 7.05 |
| Counterweight | 4.5 | | | | | *7 980 | 6 710 | *6 510 | 4 360 | 4 890 | 3 080 | 4 640 | 2 920 | 7.74 |
| 7 000 kg | 3.0 | | | | | *9 960 | 6 140 | 6 670 | 4 120 | 4 780 | 2 990 | 4 270 | 2 660 | 8.09 |
| Shoe 600 mm | 1.5 | | | | | 9 930 | 5 730 | 6 440 | 3 910 | 4 670 | 2 880 | 4 160 | 2 570 | 8.13 |
| | 0 (Ground) | | | | | 9 760 | 5 590 | 6 300 | 3 780 | 4 600 | 2 820 | 4 300 | 2 650 | 7.88 |
| | -1.5 | | | *9 940 | *9 940 | 9 770 | 5 600 | 6 270 | 3 760 | | | 4 780 | 2 930 | 7.31 |
| | -3.0 | | | *12 160 | 10 930 | *9 160 | 5 720 | 6 380 | 3 860 | | | 5 950 | 3 620 | 6.31 |
| | -4.5 | | | | | *5 710 | *5 710 | | | | | *5 490 | *5 490 | 4.61 |
| Boom 5.68 m | 7.5 | | | | | *5 200 | *5 200 | *5 340 | 4 650 | | | *4 270 | 3 970 | 6.57 |
| Arm 2.91 m | 6.0 | | | | | *5 740 | *5 740 | *5 430 | 4 610 | *4 520 | 3 170 | *4 020 | 3 080 | 7.62 |
| Counterweight | 4.5 | | | *10 000 | *10 000 | *7 230 | 6 870 | *6 070 | 4 420 | 4 920 | 3 110 | *3 990 | 2 640 | 8.26 |
| 7 000 kg | 3.0 | | | | | *9 280 | 6 290 | 6 730 | 4 170 | 4 800 | 3 000 | 3 900 | 2 420 | 8.58 |
| Shoe 600 mm | 1.5 | | | | | 10 030 | 5 810 | 6 470 | 3 930 | 4 670 | 2 880 | 3 810 | 2 350 | 8.63 |
| | 0 (Ground) | | | *4 520 | *4 520 | 9 770 | 5 590 | 6 290 | 3 780 | 4 580 | 2 800 | 3 920 | 2 400 | 8.39 |
| | -1.5 | *5 910 | *5 910 | *8 970 | *8 970 | 9 720 | 5 550 | 6 230 | 3 720 | 4 560 | 2 770 | 4 290 | 2 620 | 7.86 |
| | -3.0 | *10 330 | *10 330 | *13 630 | 10 750 | 9 810 | 5 630 | 6 280 | 3 770 | | | 5 140 | 3 130 | 6.94 |
| | -4.5 | | | *9 820 | *9 820 | *7 210 | 5 860 | | | | | *5 550 | 4 500 | 5.46 |













ZAXIS 225USLC

Rating over-front Rating over-side or 360 degrees Unit : kg


| Conditions | Load point height m | Load radius m | | | | | | | | | | At max. reach | | |
|---------------|---------------------|---------------|---------|---------|---------|---------|--------|--------|-------|--------|-------|---------------|--------|------|
| | | 1.5 | | 3.0 | | 4.5 | | 6.0 | | 7.5 | | meter | | |
| | | | | | | | | | | | | | | |
| Boom 5.68 m | 7.5 | | | | | *5 970 | *5 970 | | | | | *6 020 | 5 240 | 5.89 |
| Arm 2.42 m | 6.0 | | | | | *6 470 | *6 470 | *5 930 | 5 080 | | | *5 820 | 3 890 | 7.05 |
| Counterweight | 4.5 | | | | | *7 980 | 7 570 | *6 510 | 4 900 | 5 580 | 3 470 | 5 300 | 3 290 | 7.74 |
| 7 000 kg | 3.0 | | | | | *9 960 | 6 970 | *7 350 | 4 650 | 5 470 | 3 370 | 4 880 | 3 010 | 8.09 |
| Shoe 600 mm | 1.5 | | | | | *11 260 | 6 550 | 7 430 | 4 430 | 5 360 | 3 270 | 4 770 | 2 920 | 8.13 |
| | 0 (Ground) | | | | | *11 410 | 6 410 | 7 290 | 4 310 | 5 290 | 3 200 | 4 940 | 3 000 | 7.88 |
| | -1.5 | | | *9 940 | *9 940 | *10 730 | 6 420 | 7 260 | 4 280 | | | 5 490 | 3 320 | 7.31 |
| | -3.0 | | | *12 160 | *12 160 | *9 160 | 6 540 | *6 730 | 4 380 | | | *6 190 | 4 110 | 6.31 |
| | -4.5 | | | | | *5 710 | *5 710 | | | | | *5 490 | *5 490 | 4.61 |
| Boom 5.68 m | 7.5 | | | | | *5 200 | *5 200 | *5 340 | 5 200 | | | *4 270 | *4 270 | 6.57 |
| Arm 2.91 m | 6.0 | | | | | *5 740 | *5 740 | *5 430 | 5 150 | *4 520 | 3 560 | *4 020 | 3 460 | 7.62 |
| Counterweight | 4.5 | | | *10 000 | *10 000 | *7 230 | *7 230 | *6 070 | 4 960 | *5 490 | 3 500 | *3 990 | 2 980 | 8.26 |
| 7 000 kg | 3.0 | | | | | *9 280 | 7 130 | *6 980 | 4 700 | 5 490 | 3 390 | *4 120 | 2 740 | 8.58 |
| Shoe 600 mm | 1.5 | | | | | *10 890 | 6 640 | 7 460 | 4 460 | 5 360 | 3 260 | 4 360 | 2 670 | 8.63 |
| | 0 (Ground) | | | *4 520 | *4 520 | *11 430 | 6 410 | 7 280 | 4 300 | 5 260 | 3 180 | 4 490 | 2 730 | 8.39 |
| | -1.5 | *5 910 | *5 910 | *8 970 | *8 970 | *11 050 | 6 370 | 7 220 | 4 240 | 5 240 | 3 160 | 4 920 | 2 980 | 7.86 |
| | -3.0 | *10 330 | *10 330 | *13 630 | 12 570 | *9 820 | 6 450 | 7 270 | 4 290 | | | *5 850 | 3 560 | 6.94 |
| | -4.5 | | | *9 820 | *9 820 | *7 210 | 6 690 | | | | | *5 550 | 5 110 | 5.46 |













ZAXIS 225USLC BLADE (ABOVE GROUND)

 Rating over-front  Rating over-side or 360 degrees Unit : kg

| Conditions | Load point height m | Load radius m | | | | | | | | | | At max. reach | | |
|---------------|---------------------|---|---|---|---|---|---|---|--|---|---|---|---|-------|
| | | 1.5 | | 3.0 | | 4.5 | | 6.0 | | 7.5 | |  |  | meter |
| | |  |  |  |  |  |  |  |  |  |  | | | |
| Boom 5.68 m | 7.5 | | | | | *5 930 | *5 930 | | | | | *5 990 | 5 670 | 5.89 |
| Arm 2.42 m | 6.0 | | | | | *6 440 | *6 440 | *5 890 | 5 500 | | | *5 790 | 4 240 | 7.06 |
| Counterweight | 4.5 | | | | | *7 940 | *7 940 | *6 480 | 5 320 | 5 510 | 3 790 | 5 230 | 3 600 | 7.74 |
| 7 000 kg | 3.0 | | | | | *9 900 | 7 590 | *7 310 | 5 070 | 5 400 | 3 690 | 4 810 | 3 300 | 8.09 |
| Shoe 600 mm | 1.5 | | | | | *11 200 | 7 170 | *7 330 | 4 860 | 5 290 | 3 590 | 4 700 | 3 210 | 8.13 |
| | 0 (Ground) | | | | | 11 340 | 7 020 | 7 190 | 4 730 | 5 220 | 3 520 | 4 870 | 3 310 | 7.88 |
| | -1.5 | | | *9 940 | *9 940 | *10 670 | 7 030 | 7 170 | 4 710 | | | 5 420 | 3 660 | 7.31 |
| | -3.0 | | | *12 090 | *12 090 | *9 110 | 7 160 | *6 690 | 4 800 | | | *6 160 | 4 510 | 6.31 |
| | -4.5 | | | | | *5 670 | *5 670 | | | | | *5 460 | *5 460 | 4.61 |
| Boom 5.68 m | 7.5 | | | | | *5 180 | *5 180 | | | | | *4 270 | *4 270 | 6.57 |
| Arm 2.91 m | 6.0 | | | | | *5 710 | *5 710 | *5 310 | *5 310 | | | *4 020 | 3 770 | 7.62 |
| Counterweight | 4.5 | | | *9 950 | *9 950 | *7 190 | *7 190 | *5 400 | *5 400 | *4 520 | 3 880 | *3 990 | 3 270 | 8.26 |
| 7 000 kg | 3.0 | | | | | *9 230 | 7 750 | *6 040 | 5 380 | *5 460 | 3 820 | *4 120 | 3 020 | 8.58 |
| Shoe 600 mm | 1.5 | | | | | *10 830 | 7 260 | *6 940 | 5 120 | 5 420 | 3 710 | 4 310 | 2 940 | 8.63 |
| | 0 (Ground) | | | *4 520 | *4 520 | 11 350 | 7 030 | 7 370 | 4 880 | 5 290 | 3 590 | 4 430 | 3 010 | 8.39 |
| | -1.5 | *5 910 | *5 910 | *8 970 | *8 970 | *10 990 | 6 990 | 7 190 | 4 720 | 5 190 | 3 500 | 4 860 | 3 280 | 7.86 |
| | -3.0 | *10 330 | *10 330 | *13 550 | 12 470 | *9 760 | 7 070 | 7 120 | 4 670 | 5 170 | 3 480 | *5 820 | 3 910 | 6.94 |
| | -4.5 | | | *9 760 | *9 760 | *7 170 | *7 170 | 7 180 | 4 720 | | | *5 520 | *5 520 | 5.46 |

ZAXIS 225USLC BLADE (ON GROUND)

 Rating over-front  Rating over-side or 360 degrees Unit : kg

| Conditions | Load point height m | Load radius m | | | | | | | | | | At max. reach | | |
|---------------|---------------------|---|---|---|---|---|---|---|--|---|---|---|---|-------|
| | | 1.5 | | 3.0 | | 4.5 | | 6.0 | | 7.5 | |  |  | meter |
| | |  |  |  |  |  |  |  |  |  |  | | | |
| Boom 5.68 m | 7.5 | | | | | *5 930 | *5 930 | | | | | *5 990 | 5 670 | 5.89 |
| Arm 2.42 m | 6.0 | | | | | *6 440 | *6 440 | *5 890 | 5 500 | | | *5 790 | 4 240 | 7.06 |
| Counterweight | 4.5 | | | | | *7 940 | *7 940 | *6 480 | 5 320 | *5 810 | 3 790 | *5 770 | 3 600 | 7.74 |
| 7 000 kg | 3.0 | | | | | *9 900 | 7 590 | *7 310 | 5 070 | *6 120 | 3 690 | *5 830 | 3 300 | 8.09 |
| Shoe 600 mm | 1.5 | | | | | *11 200 | 7 170 | *8 010 | 4 860 | *6 420 | 3 590 | *5 950 | 3 210 | 8.13 |
| | 0 (Ground) | | | | | *11 350 | 7 030 | *8 290 | 4 730 | *6 470 | 3 520 | *6 080 | 3 310 | 7.88 |
| | -1.5 | | | *9 940 | *9 940 | *10 670 | 7 040 | *7 960 | 4 710 | | | *6 190 | 3 660 | 7.31 |
| | -3.0 | | | *12 090 | *12 090 | *9 110 | 7 160 | *6 690 | 4 800 | | | *6 160 | 4 510 | 6.31 |
| | -4.5 | | | | | *5 670 | *5 670 | | | | | *5 460 | *5 460 | 4.61 |
| Boom 5.68 m | 7.5 | | | | | *5 180 | *5 180 | *5 310 | *5 310 | | | *4 270 | *4 270 | 6.57 |
| Arm 2.91 m | 6.0 | | | | | *5 710 | *5 710 | *5 400 | *5 400 | *4 520 | 3 880 | *4 020 | 3 770 | 7.62 |
| Counterweight | 4.5 | | | *9 950 | *9 950 | *7 190 | *7 190 | *6 040 | 5 380 | *5 460 | 3 820 | *3 990 | 3 270 | 8.26 |
| 7 000 kg | 3.0 | | | | | *9 230 | 7 750 | *6 940 | 5 120 | *5 860 | 3 710 | *4 120 | 3 020 | 8.58 |
| Shoe 600 mm | 1.5 | | | | | *10 830 | 7 260 | *7 770 | 4 880 | *6 250 | 3 590 | *4 430 | 2 940 | 8.63 |
| | 0 (Ground) | | | *4 520 | *4 520 | *11 370 | 7 030 | *8 210 | 4 720 | *6 440 | 3 500 | *4 970 | 3 010 | 8.39 |
| | -1.5 | *5 910 | *5 910 | *8 970 | *8 970 | *10 990 | 6 990 | *8 110 | 4 670 | *6 210 | 3 480 | *5 770 | 3 280 | 7.86 |
| | -3.0 | *10 330 | *10 330 | *13 550 | *13 550 | *9 760 | 7 070 | *7 240 | 4 720 | | | *5 820 | 3 910 | 6.94 |
| | -4.5 | | | *9 760 | *9 760 | *7 170 | *7 170 | | | | | *5 520 | *5 520 | 5.46 |

EQUIPMENT

● : Standard equipment

○ : Optional equipment

ENGINE

| | |
|--|---|
| Air cleaner double filters | ● |
| Alternator 50 A | ● |
| Auto idle system | ● |
| Auto shut-down control | ● |
| Cartridge-type engine oil filter | ● |
| Fuel main filter | ● |
| Fuel pre-filter | ● |
| Dust-proof indoor net | ● |
| Dry-type air filter with evacuator valve (with air filter restriction indicator) | ● |
| ECO/PWR mode control | ● |
| Electrical fuel feed pump | ● |
| Engine oil drain coupler | ● |
| Engine warm-up device | ● |
| Fan guard | ● |
| Fuel cooler | ● |
| High performance water separator | ● |
| Isolation-mounted engine | ● |
| Maintenance free pre-cleaner | ● |
| Muffler filter | ● |
| Radiator, oil cooler and intercooler | ● |
| Radiator reserve tank | ● |

HYDRAULIC SYSTEM

| | |
|---|---|
| Auto power lift | ● |
| Control valve with main relief valve | ● |
| Full-flow filter | ● |
| High mesh full flow filter with restriction indicator | ○ |
| Hose rupture valve | ● |
| Pilot filter | ● |
| Power boost | ● |
| Suction filter | ● |
| Swing dampener valve | ● |
| Two extra port for control valve | ● |
| Variable relief valve for breaker & crusher | ● |
| Work mode selector | ● |

CAB

| | |
|--|---|
| All-weather sound suppressed steel cab | ● |
| AM-FM radio | ● |
| Ashtray | ● |
| Auto control air conditioner | ● |
| Auxiliary function lever (breaker or assist) | ○ |
| AUX. terminal and storage | ● |
| Cigarette lighter 24 V | ● |
| CRES V (Center pillar reinforced structure) cab | ● |
| Drink holder with hot & cool function | ● |
| Electric double horn | ● |
| Engine shut-off switch | ● |
| Equipped with reinforced, tinted (green colour) glass windows | ● |
| Evacuation hammer | ● |
| Fire extinguisher bracket | ○ |
| Floor mat | ● |
| Footrest | ● |
| Front guard (lower mesh type) | ○ |
| Front guard (upper mesh type) | ○ |
| Front window washer | ● |
| Glove compartment | ● |
| Hot & cool box | ● |
| Intermittent windshield wipers | ● |
| Key cylinder light | ● |
| Laminated round glass window | ● |
| Mesh guard (cab top) | ○ |
| OPG front guard Level II (ISO10262) compliant cab | ○ |
| OPG top guard Level II (ISO10262) compliant cab | ○ |
| Pilot control shut-off lever | ● |
| Power outlet 12 V | ● |
| Retractable seat belt | ● |
| Room light with door courtesy | ● |
| Rubber radio antenna | ● |
| Seat : air suspension seat with heater | ● |
| Seat adjustment part : backrest, armrest, height and angle, slide forward / back | ● |
| Short wrist control levers | ● |
| Sun visor (front window/side window) | ○ |
| Transparent roof with slide curtain | ● |
| Windows on front, upper, lower and left side can be opened | ● |
| 2 speakers | ● |
| 4 fluid-filled elastic mounts | ● |

MONITOR SYSTEM

| | |
|---|---|
| Alarm buzzers: overheat, engine oil pressure, overload | ● |
| Alarms: overheat, engine warning, engine oil pressure, alternator, minimum fuel level, hydraulic filter restriction, air filter restriction, work mode, overload, etc | ● |
| Display of meters: water temperature, hour, fuel rate, clock | ● |
| Other displays: work mode, auto-idle, glow, rearview monitor, operating conditions, etc | ● |
| 32 languages selection | ● |

LIGHTS

| | |
|------------------------------------|---|
| Additional boom light with cover | ○ |
| Additional cab roof front 2 lights | ● |
| Additional cab roof rear 1 light | ● |
| 2 working lights | ● |

UPPER STRUCTURE

| | |
|--|---|
| Batteries 2 x 126 Ah | ● |
| Counterweight 7 000 kg | ● |
| Counterweight 7 400 kg | ○ |
| Electric fuel refilling pump with auto stop and filter | ○ |
| Fuel level float | ● |
| Hydraulic oil level gauge | ● |
| Rear view camera | ● |
| Rear view mirror (right & left side) | ● |
| Side view camera | ○ |
| Swing parking brake | ● |
| Tool box on track frame | ● |
| Undercover | ● |
| Undercover 6.0 mm reinforced | ○ |

UNDERCARRIAGE

| | |
|---|---|
| Blade (ZAXIS 225USLC) | ○ |
| Bolt-on sprocket | ● |
| Reinforced track links with pin seals | ● |
| Shoe : 600 mm triple grouser | ● |
| Travel motor covers | ● |
| Travel parking brake | ● |
| Track undercover | ● |
| Upper and lower rollers | ● |
| 1 track guards (each side) and hydraulic track adjuster | ● |
| 2 track guards (each side) and hydraulic track adjuster | ○ |
| 4 tie down brackets | ● |

FRONT ATTACHMENTS

| | |
|--|---|
| Arm (lower reinforced) | ● |
| Casted bucket link A | ● |
| Centralized lubrication system | ● |
| Dirt seal on all bucket pins | ● |
| Flanged pin | ● |
| HN bushing | ● |
| Reinforced link B | ● |
| Reinforced resin thrust plate | ● |
| WC (tungsten-carbide) thermal spraying | ● |

ATTACHMENTS

| | |
|----------------------------------|---|
| Accessories for 2 speed selector | ○ |
| Additional pump (30 L/min) | ○ |
| Assist piping | ○ |
| Attachment basic piping | ● |
| Breaker and crusher piping | ● |
| Pilot accumulator | ● |

MISCELLANEOUS

| | |
|--------------------------------------|---|
| Battery disconnect switch | ● |
| Global e-Service | ● |
| Level indicator | ● |
| Lockable fuel refilling cap | ● |
| Lockable machine covers | ● |
| Onboard information controller | ● |
| Satellite communication system unit | ● |
| Skid-resistant, plates and handrails | ● |
| Standard tool kit | ● |
| Swing alarm | ○ |
| Travel alarm | ● |
| Travel direction mark on track frame | ● |

Standard and optional equipment may vary by country, so please consult your Hitachi dealer for details.



Built on the foundation of superb technological capabilities, Hitachi Construction Machinery is committed to providing leading-edge solutions and services to contribute as a reliable partner to the business of customers worldwide.



Hitachi Environmental Vision 2025

The Hitachi Group (the Group) released the Environmental Vision 2025 to reduce their annual carbon dioxide emissions. While the Group is committed to global production, the focus is to reduce the environmental impact of all products, and fulfil a sustainable society by tackling three goals — prevention of global warming, recycling of resources, and enhancing the ecosystem.

Reducing Environmental Impact by the New ZAXIS

Hitachi reduces carbon emissions for global warming prevention according to LCA*. The new ZAXIS exemplify the Group's commitment to the environment through features, such as the new standard mode which optimises fuel efficiency. Hitachi has long been committed to the recycling of components, such as aluminium parts in radiators and oil coolers. Resin parts are marked for recycling.

*Life Cycle Assessment – ISO 14040

Prior to operating this machine, including the satellite communication system, in a country other than the country of its intended use, it may be necessary to make modifications to the machine to ensure it complies with the local regulatory standards (including safety standards) and legal requirements of that particular country. Please do not export or operate this machine outside the country of its intended use until such compliance has been confirmed. Please contact your Hitachi dealer regarding compliance. These specifications are subject to change without notice.

Illustrations and photos show the standard models, and may or may not include optional equipment, accessories, customer installed and modified parts, optional parts and all standard equipment with some differences in colour and features. Before use, read and understand the Operator's Manual for proper operation.

